



SIM (Lite)

*SIM Lite is ready to go now
and is capable of finding one-Earth-mass planets
in the habitable zone of nearby sun-like stars
as well as addressing the NRCs astrophysics objectives.*

SIM Lite Overview

Jim Marr, Project Manager


Mike Shao, Project Scientist

Renaud Goullioud, Instrument Manager

24 September 2008



Quick Update

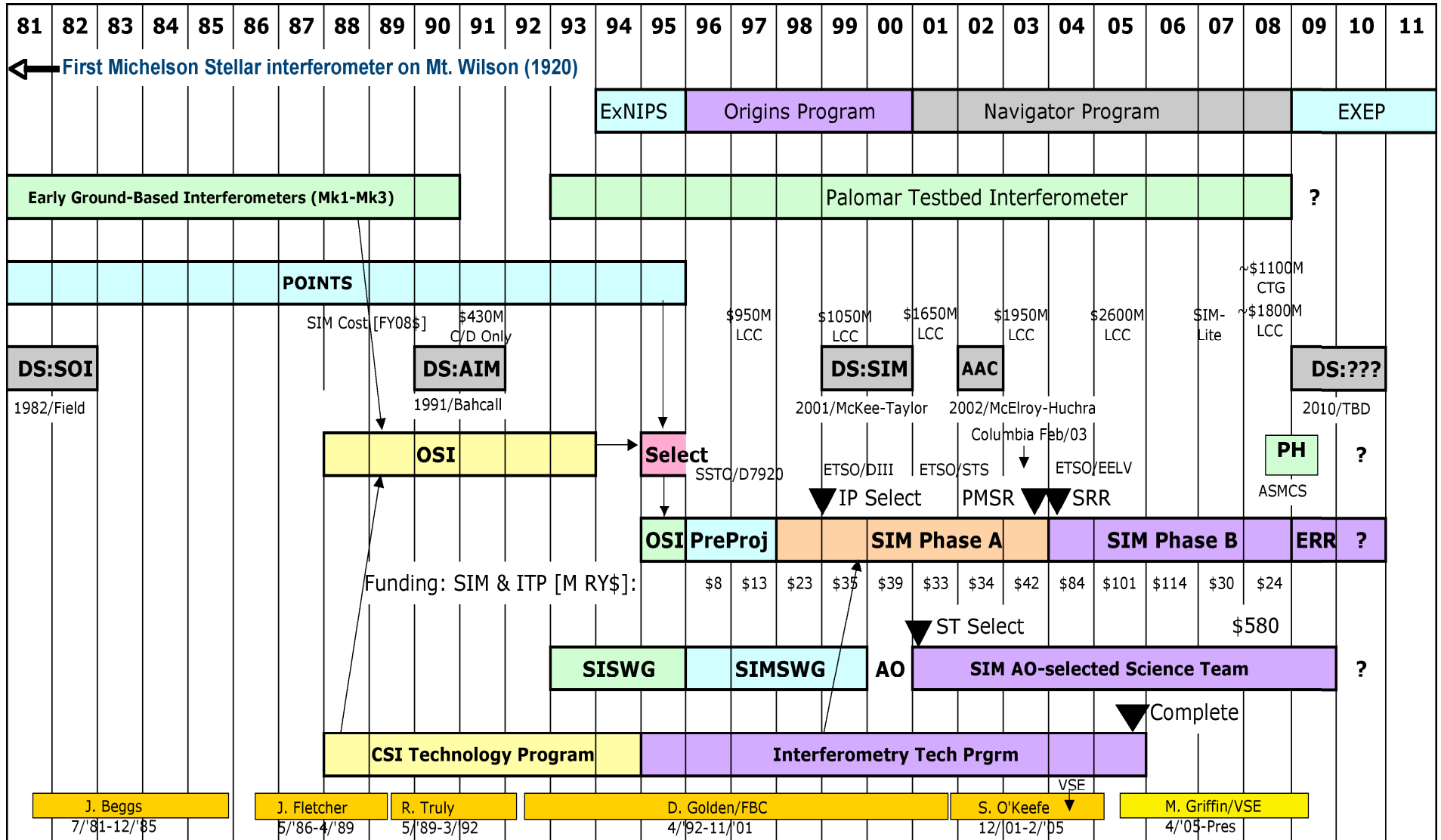


SIM (Lite)

- Technology development completed in 2005.
 - Unexpectedly good performance produced 40% margin to Goal-level performance.
- NASA indefinitely delayed the project for budgetary reasons.
- Project team has developed more affordable options using the completed technology but taking advantage of excess performance.
 - Performance is reduced to Goal-level.
 - Full breadth science program.
 - Independent cost estimating now underway.
- Project just completed a double-blind planet finding capability study to determine capability to find habitable zone terrestrials in complex systems like our solar system at 10 pc.
 - Demonstrated SIM Lite's ability to find HZ terrestrials in the presence of large planets.
- SIM Lite future depends upon upcoming Decadal survey.



SIM History & Context



SOI - Space Optical Interferometry

MO
Loss

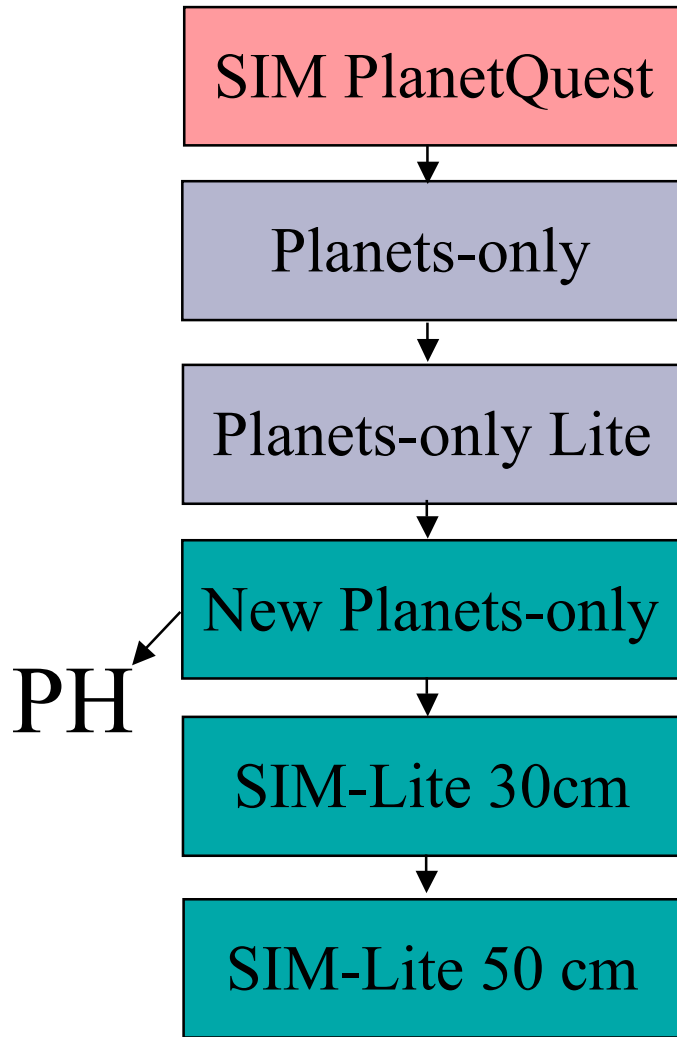
MCO
Spear
MPL
FBC
Loss
Report



Astrometric Mission Option Study Sequence



SIM (Lite)



Interferometer Baseline	Science Interf. Aperture	Guide #2 Config.	Science Observation Types
9 m	30 cm	Interferometer	NA and WA
6 m	30 cm	Telescope	NA only
4 m	18 cm	Telescope	NA only
6 m	30 cm	Telescope	NA only
6 m	30 cm	Telescope	NA and WA
6 m	50 cm	Telescope	NA and WA




SIM-PlanetQuest vs. SIM-Lite



SIM-PlanetQuest Salient Features

- *9 meter science Michelson Stellar Interferometer (MSI) with 30 cm siderostats.*
- *Two 6.7m MSI Guides*
- Visible wavelength
- Earth-trailing solar orbit
- 5 year mission, *with a 10 year mission goal*

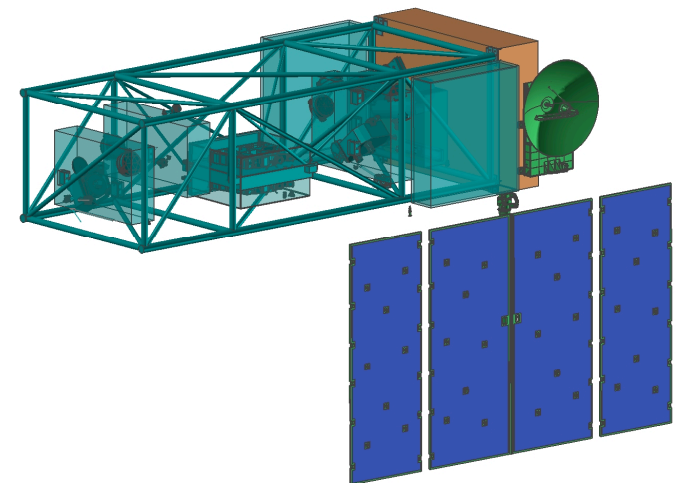
Was



SIM-Lite Salient Features

- *6 meter science Michelson Stellar Interferometer (MSI) with 50 cm siderostats.*
- *One 4.2m MSI and one 30cm Telescope Guides*
- *Simplified mechanism, lower cost hardware*
- *Simplified controls, analysis & operation*
- Visible wavelength
- Earth-trailing solar orbit
- 5 year mission

Is




SIM (Lite)



SIM Performance Meets NRC Goals

1990 and 2000 NRC Decadal Reviews

“...emphasized the dual capability of SIM, noting that this capability would enable “...both... detecting planets and ... mapping the structure of the Milky Way and other nearby galaxies.”



SIM (Lite)

Concept	Wide-Angle Astrometry		Narrow-Angle Astrometry		Magnitude Limit (V)	Nulling?	Synthesis Imaging?
	Requirement (μas)	Goal (μas)	Requirement (μas)	Goal (μas)			
1982 AASC (SOI)	Space Optical Interferometer (SOI) with resolutions of 1 to 10 μas by early part of next century.						
1991 AASC (AIM)	30	3	-	-	20	No	No
2001 AASC (SIM)	10	4	3	1	20	Yes	Full UV plane from 1 to 10 m
2002 CAA Assessment*	10	4	3	1	20	No	10 m baseline (plus rotation)
SIM-PQ** Performance	2.4 μas		0.7 μas^\dagger		20	No	9 m baseline (plus rotation)
SIM-Lite** Performance	4 μas		1 μas^\dagger		19-20	No	6 m baseline (plus rotation)
Planet Hunter** Performance	N/A		1 μas^\dagger		10	No	6 m baseline (plus rotation)

* J.H. McElroy (chair, SSB) & J.P. Huchra (chair BoPaA), CAA assessment of SIM redesign in letter to Dr. E. Weiler (AA for Space Science), 9/12/2002

** Current performance prediction, **without margin**, based upon SIM's completed technology development program and mature flight design.

† Instrument noise floor less than 0.035 μas for long integrations (demonstrated during technology program).



SIM Basic Definitions and Parameter Values



SIM (Lite)

Term	Description	Value
Interferometer Baseline (BL)	The distance between two collecting mirrors.	6 m
Single Measurement Accuracy (SMA)	The uncertainty associated with measuring the angle between the baseline vector and target star.	1.0 μas , 1-sigma RMS
One-Dimensional (1D) Measurement Accuracy or Differential Measurement Accuracy (DMA)	During a typical ~ 1100 s measurement, the angle between the target star and baseline vector is measured to the SMA. Similarly, the angle between the baseline vector and a reference star (or the average of a group of reference stars) is determined to the SMA. Both angles are measured from one interferometer baseline orientation in inertial space. The angle between the target star and the reference is the difference between these two angles with a resulting accuracy given by the root-sum-square (RSS) of these two measurement accuracies.	1.4 μas , 1-sigma RMS
Two-Dimensional (2D) Measurement Accuracy	Two one-dimensional (1D) measurements made with roughly orthogonal interferometer baseline orientations and made relatively close together in time.	2-axis, 1.4 μas on each axis, 1-sigma RMS.
External Delay Uncertainty Noise Floor (EDUNF)	Uncertainty in measuring the difference in external delays resulting from all instrument errors (see the Astrometric Error Budget (AEB)) as validated by testbed measurements.	1 picometer, 1-sigma RMS
Instrument Noise Floor (INF)	Noise floor for measuring the angular distance between two stars, determined from the fringe position uncertainty noise floor and the interferometer baseline (EDUNF/BL*asec/radian).	0.035 μas
N_Obs_Max, or N_lim (2D)	The number of 2D differential measurements that can be made on a single target star that results in net noise reaching the Instrument Noise Floor. Equals (DMA/INF) ² .	1,600
Minimum Detectable Astrometric Signature (MDAS)	Instrument Noise Floor times desired SNR. For 1% false alarm probability (FAP), want SNR= ~ 6 . INF*SNR=0.035 μas *6= 0.21 μas .	0.21 μas
Minimum Detectable Earth-like Planet Mass	This is dependent upon the MDAS, star distance, stellar mass, and the planet's orbit. For a one Solar mass star at 10 pc, the minimum detectable habitable-zone planet mass depends upon where the planet is in the habitable-zone as shown below.	See below
	At the outer edge of habitable zone (1.6 AU)	0.44 Mearth
	Mid habitable zone (1.0 AU)	0.70 Mearth
	At the inner edge of the habitable zone (0.82 AU)	0.85 Mearth

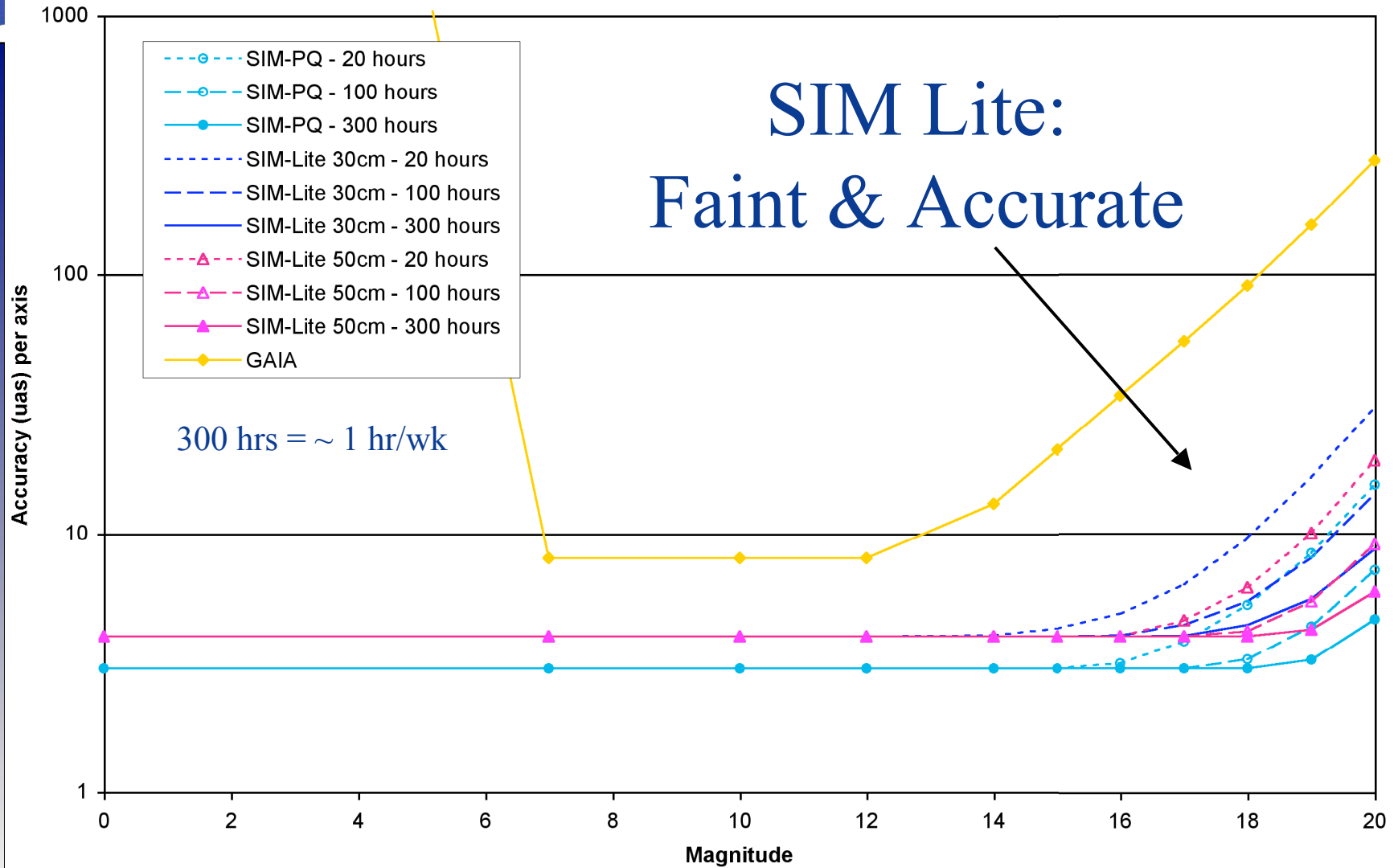


Mission Wide Angle Performance

(For a 5 yr mission)



SIM (Lite)





SIM Unique Science - Still Relevant



Planet Surveys

Deep Survey:

- Search 60-100 stars within 30 pc for habitable zone (HZ) terrestrials.
- *Search depth determines how many HZ terrestrials will be found.*

Broad Survey:

- 1000 stars for masses a few M_{\oplus} and greater.
- Variety of spectral types, ages, and metallicities.
- *Explore the diversity of planetary systems.*

Young Planet Survey:

- ~50 stars of 1-100 Myr ages.
- Not accessible by other methods.
- *Test theories of planetary system formation and evolution.*


General Astrophysics

- Precision M-L relation for extreme stellar types.
- Late stages of stellar evolution.
- Stellar evolution, extragalactic distances & galaxy formation.
- Cepheids in the Milky Way.
- Accurate ages and distances for population II objects.
- Galactic stellar populations and dark matter on galactic scales.
- Astrometric microlensing.
- Dynamics of galaxy motions.
- Quasar jets and accretion disks.
- Cosmology: H_0 & EOS; rotational parallaxes.
- Imaging.
- Measuring the PPN parameter γ .

SIM (Lite)



Planet Finding Capability Study



SIM (Lite)

- NASA asked:
 - Can an astrometric mission detect Earths in the habitable zone (HZ) of a solar system analog at 10pc?
- Four sets of teams:
 - A-system modelers (5 teams, 100 systems each),
 - B-generate simulated data sets (1 team),
 - C- data analysis (5 teams),
 - D-data synthesis (1 team).
 - HQ External Independent Review Board (EIRB) subset for review.
- Timeline:
 - Start Jan'08;
 - Team C's on contract Apr'08;
 - Team C-analysis completed Aug'08.



Planet Finding Team Membership



Team A groups (system modeling)

- Team A-1: Eric Ford, Univ. of Florida, eford@astro.ufl.edu
- Team A-2: Greg Laughlin, UC Santa Cruz, laugh@ucolick.org
- Team A-3: Hal Levison, Southwest Research Institute, hal@boulder.swri.edu
- Team A-4: Doug Lin, UC Santa Cruz, lin@ucolick.org
- Team A-5: Sean Raymond, Univ. of Colorado, Raymond@lasp.colorado.edu

Team B (data simulation)

- Andy Boden, Michelson Science Center, bode@ipac.caltech.edu
- Valeri Makarov, Michelson Science Center, vmakarov@ipac.caltech.edu

Team C groups (data analysis)

- Team C-1: Stefano Casertano, STScI, Stefano@stsci.edu
- Team C-2: Debra Fischer, San Francisco State Univ., fischer@stars.sfsu.edu
- Team C-3: Jeremy Kasdin, Princeton Univ., jkasdin@princeton.edu
- Team C-4: Matt Muterspaugh, UC Berkeley, mathew1@ssl.berkeley.edu
- Team C-5: Mike Shao, JPL, Michael.Shao@jpl.nasa.gov

Team D (results synthesis)

- Chair: Wes Traub, JPL, wtraub@jpl.nasa.gov
- Vice-Chair: Alan Boss, Carnegie Institution, boss@dtm.ciw.edu
- Andy Gould, Ohio State University, gould@astronomy.ohio-state.edu
- Angelle Tanner, MSC, angelle.tanner@jpl.nasa.gov
- Chas Beichman, MSC, Charles.A.Beichman@jpl.nasa.gov
- Team C leaders.
- May include one member from Teams A and one member from Team B.

External Independent Readiness Board (EIRB)

- Chair: Vern Weyers, GSFC retired, vjweyers@comcast.net
- Alan Boss, Carnegie Institution, boss@dtm.ciw.edu
- Ed Groth, Princeton Univ, groth@pupgg.princeton.edu
- Joseph Wampler, consultant, jwampler@mail.cruzio.com



Exec Summary of P.F. Study Results



SIM (Lite)

- 48 planetary systems (all 1 Sun @ 10 pc).
 - 32 random, 8 Solar-system-analogs, 4 single terrestrial in HZ, 4 no-planets.
 - Noise added to all systems (4 levels).
- Reliability in detections, (what fraction of reported detections were valid?), varied between teams from 40% to 100% (3 teams > 80%)*.
- Completeness (what fraction of detectable planets were detected?)
 - 48 of 95 planets were reasonably detectable.
 - All were found by at least one team (most by 3 or 4 teams).
- 16 detectable HZ planets - all were found by at least 2 teams.
- 12 detectable terrestrial HZ planets - all were found by at least 2 teams.
- **Presence of multiple planets has essentially no impact on the ability to detect terrestrial planets in the HZ (Major Conclusion).**
 - **SIM Lite can find Earths in complex systems such as our solar system.**
- **Double Blind study validated methods used to predict performance.**

* Teams were starting from different levels; JPL team had head start and did best. Expect that, given more time, all teams would approach performance of the best.

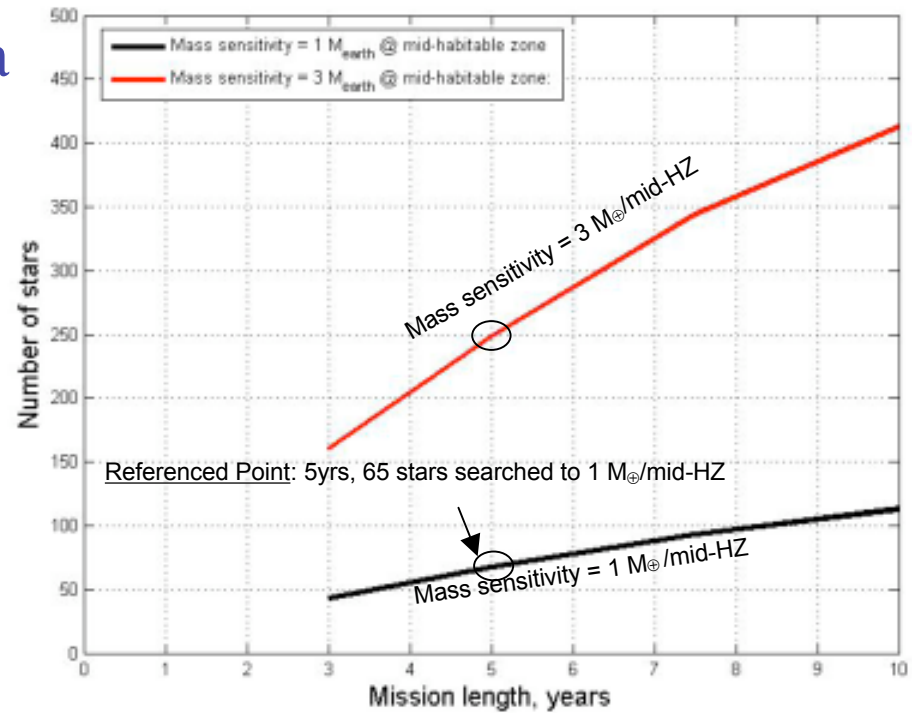


1 μ as Astrometry will find Earth-Analogs around solar-type stars!



SIM (Lite)

- AAAC Exoplanet Task Force recommended:
 - 0.22 μ as astrometry after hundreds of visits.
 - 60-100 nearby FGK stars searched for 1 M_{Earth} at inner edge of the Habitable Zone.
- SIM-Lite can search ~ 60 stars for search down to 1 M_{Earth}
 - using 40% of the mission time.
- Relaxing search depth even a little enables broader search or search in less time.
 - Can adjust search depth after Kepler results are in.
- SIM can accurately determine stellar distances for Kepler and CoRot to allow better planet diameter estimates from transit photometric data.



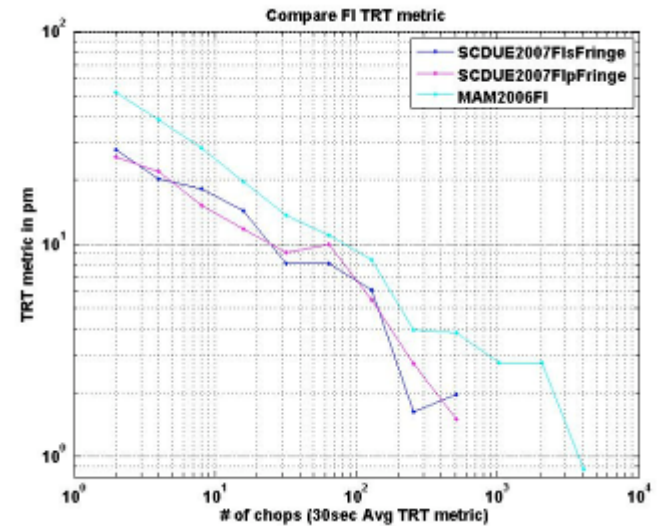
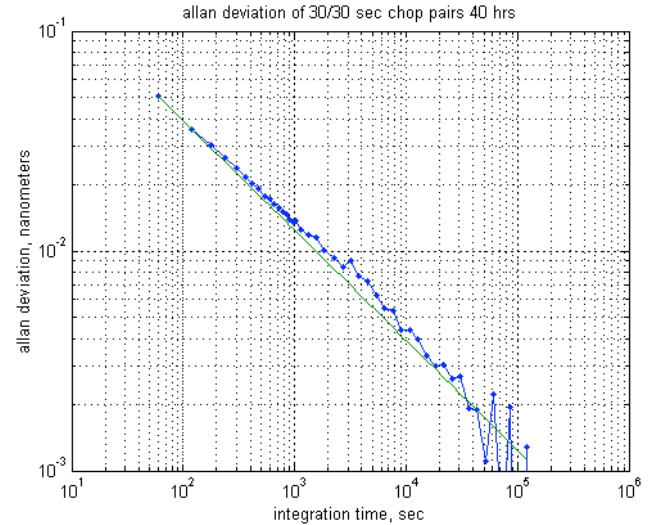


Instrument Errors



SIM (Lite)

- Thermal drift
 - Modeling predicts performance better than that of ground testbeds.
 - Ground testbed data (MAM & SCDU) show thermal noise to be white after chopping and averages to less than 1 pm with no floor based upon longest data sets taken to date.
- Field dependent (e.g., beamwalk)
 - SIM-Lite NA measurements all made within 1° of center of field.
- Color dependent
 - Spectral Calibration Development Unit (SCDU) showed how to correct for stellar color dependent errors when chopping.



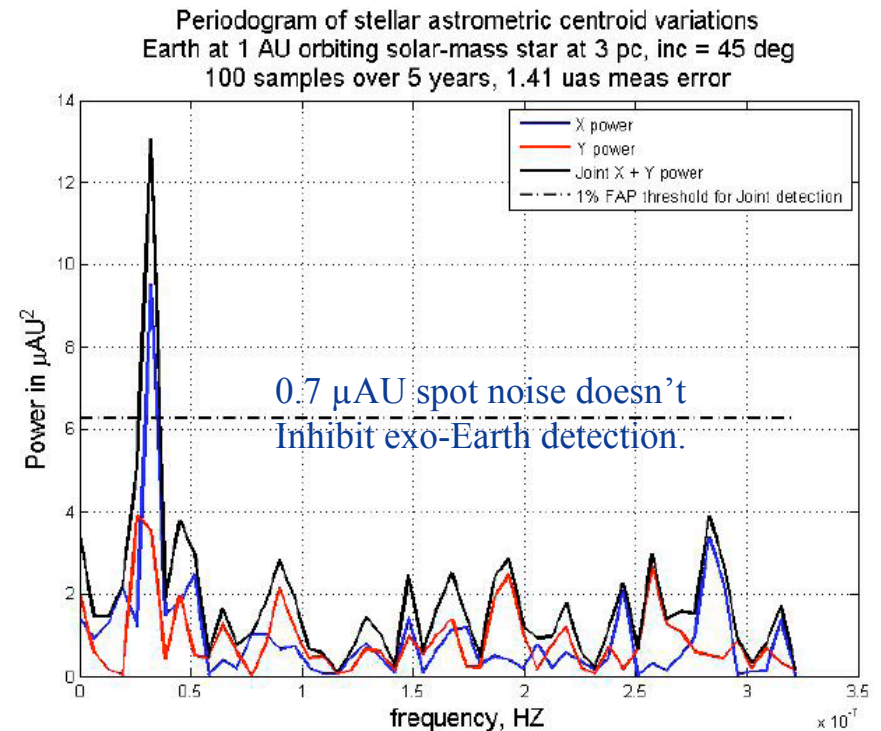


Astrophysical Errors



SIM (Lite)

- Reference star companions
 - Three cases:
 - (1) Large, pre-screened by RV;
 - (2) Too small;
 - (3) Solved for along with target star companions.
- Star Spots impact on detection of habitable exo-Earths:
 - Astrometry: Spot noise significantly below exo-Earth signature and instrument noise.
 - RV: Spot noise larger than exo-Earth signature.

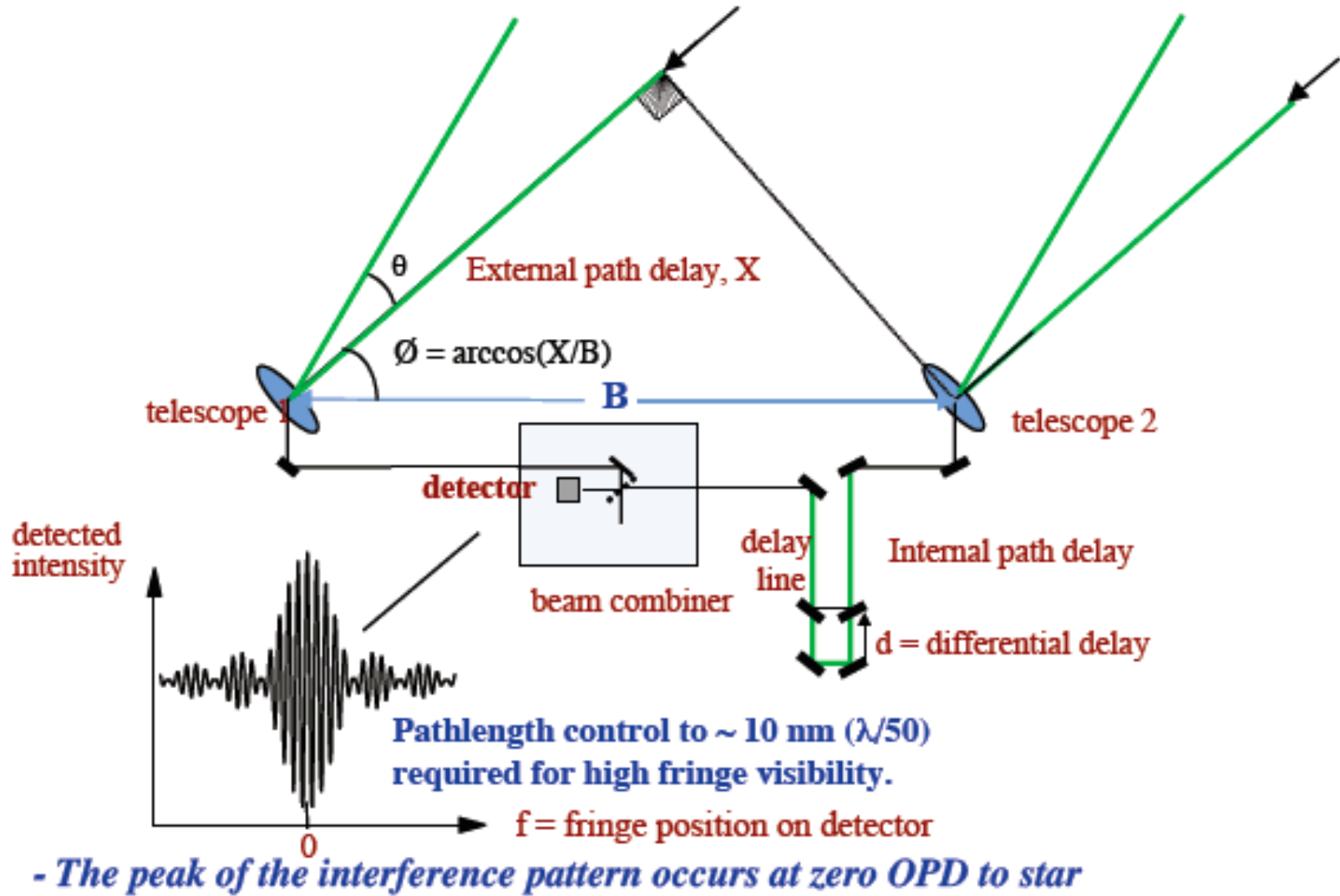




Astrometry with an stellar interferometer




SIM (Lite)


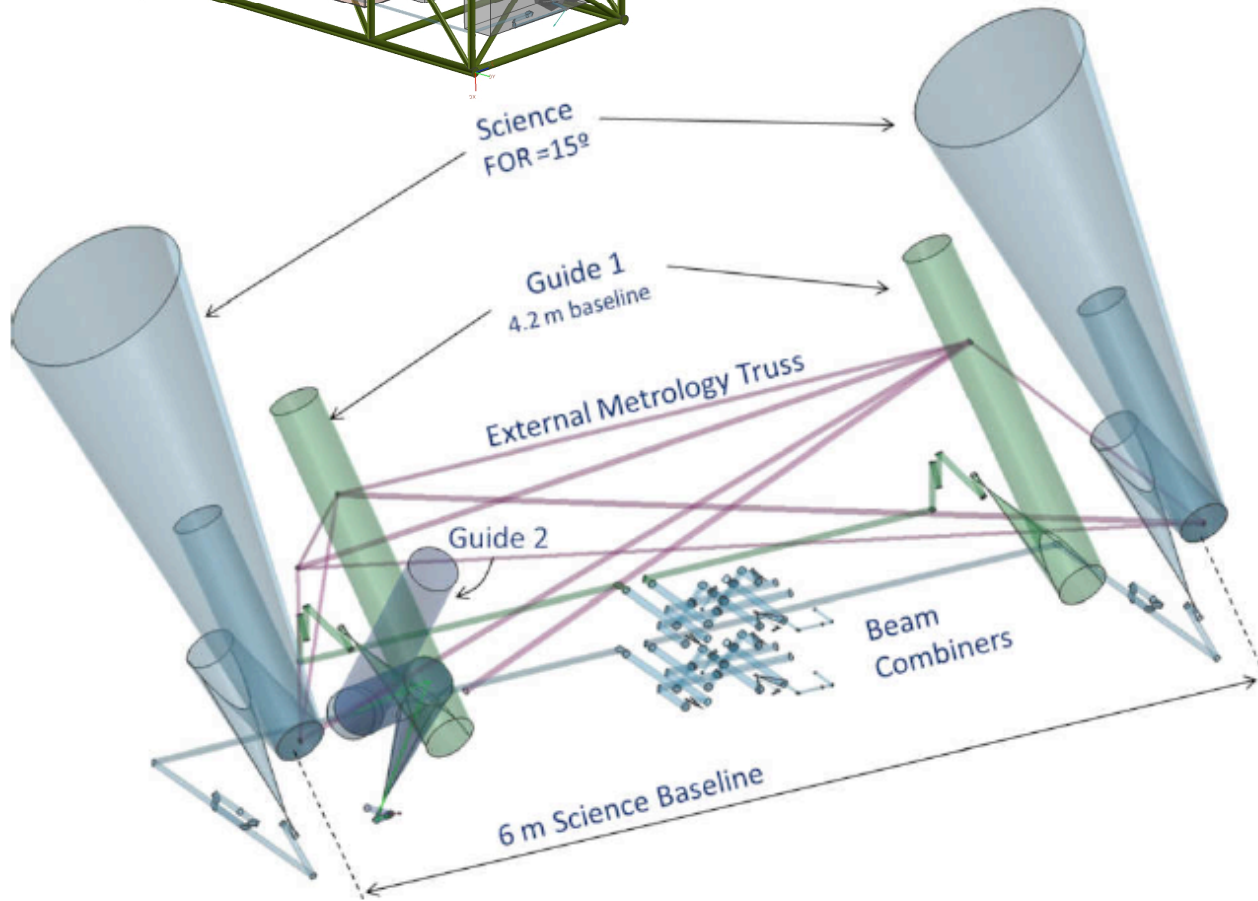
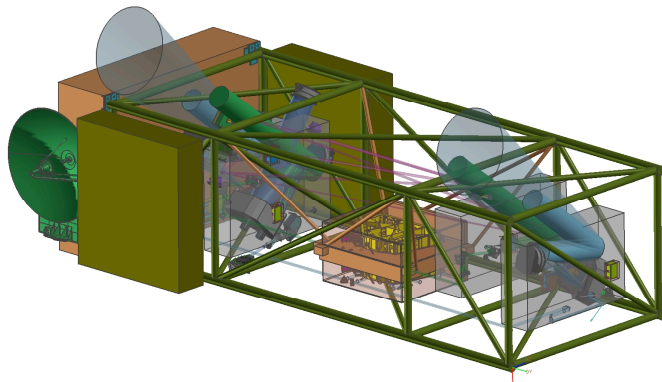





SIM-Lite Configuration



SIM (Lite)





Why is SIM-Lite More Affordable?

- Takes advantage of excess performance over NRC Goals, so...
- Less hardware.
 - Guide-2 Telescope replaces G2 Michelson Stellar Interferometer (MSI).
 - Fewer structure bays with fewer supports.
- Simpler hardware and software.
 - Guide-1 MSI co-bore-sighted with Science MSI FOR.
 - Eliminated second stages of many actuators.
 - Delay lines moved to collector benches (no separate structure)
 - Standardized instrument actuators, electronics & S/W.
- Less expensive hardware.
 - Lower cost off-the-shelf spacecraft components with fixed HGA.
- Smaller baseline, lower mass.
 - Shorter, simpler system integration and test.
 - Field independent testing only.
 - Smaller launch vehicle.
- Simpler (less flexible) science operations approach.
 - As much as possible, operations laid out pre-launch.

SIM (Lite)



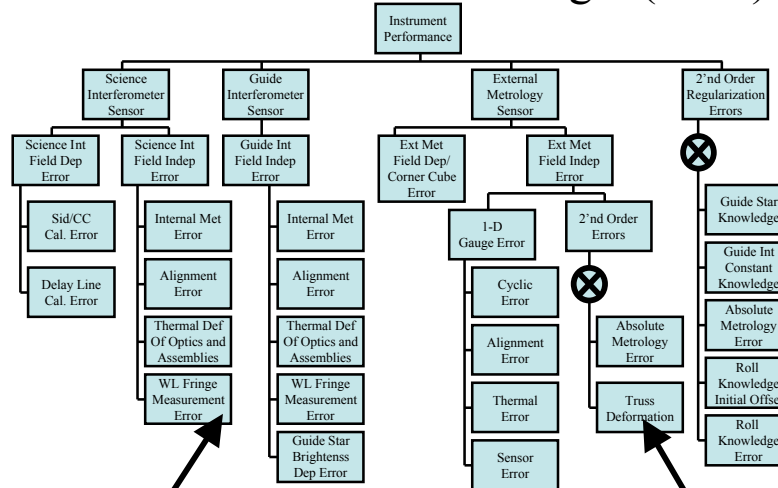
Performance Prediction & Validation



AEB, testbeds, model predictions & integrating analytical models used to verify overall system performance (for both Technology Development and Flight)

SIM (Lite)

Astrometric Error Budget (AEB)

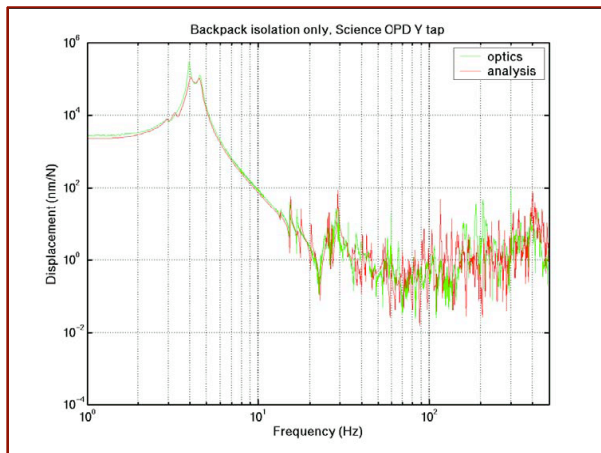


AEB top-level summary.

Verify Physics

Independent Review & Assessment

-Allocation/Capability
 -Verify no missing terms



Model Predictions

SIM Lite Overview


Confirm physics-based predict match actual?



Testbed Demonstrations



Technology Complete; Exceeded Goals

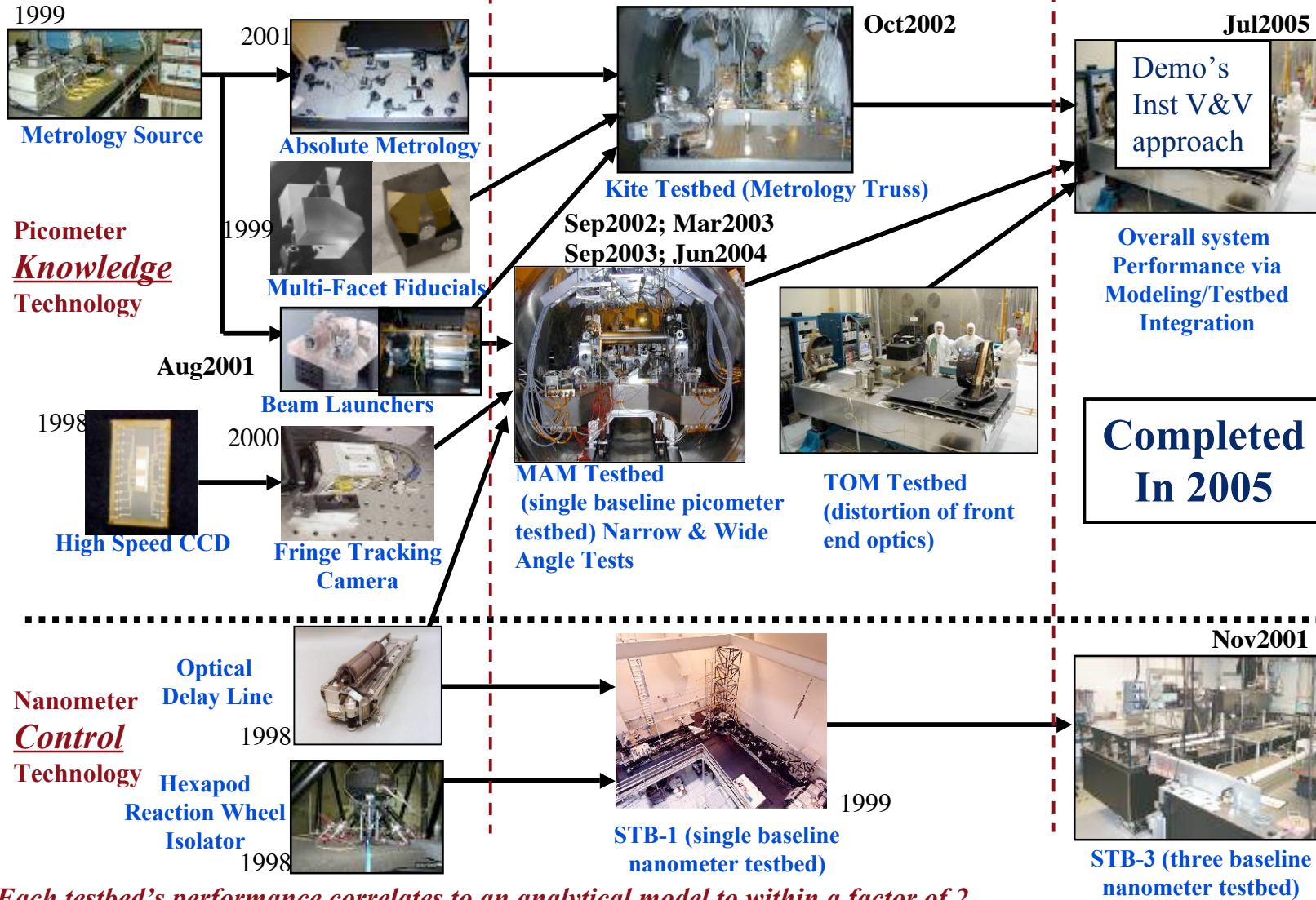


SIM (Lite)

Component Technology

Subsystem-Level Testbeds

System-Level



Each testbed's performance correlates to an analytical model to within a factor of 2.




National Aeronautics and Space
Administration
Jet Propulsion Laboratory
California Institute of Technology


Metrology Hardware Qual-Level Tested!




SIM (Lite)




External
Metrology
Launcher



Metrology
Source



Double Corner
Cube



Internal Metrology
Launcher



SIM Lite Near Term Events



SIM (Lite)

- Double-Blind ExoPlanet Finding Study continuing...
 - Part 2 of the study now defined.
 - Will look at specific SIM Lite target stars (vs. Suns at 10 pc as before).
 - A number of additional tasks.
- Complete and qualification test additional instrument brassboard hardware.
 - Astrometric Beam Combiners assembly.
 - Fringe Tracker and Star Tracker cameras.
 - Fine Steering and Phasing Mirror mechanisms.
- Complete last two major testbed activities: SCUDU & G2T
- Complete life testing of PZT actuators and ball screw actuators.
- SIM Lite Independent Cost Estimate by NASA SMD APD beginning in Oct 2008.
- Exploring additional partnerships - especially international.



Summary



SIM (Lite)

- SIM-Lite's technology development program is complete.
 - Perhaps the most heavily externally reviewed technology program ever.
 - Demonstrated better than NRC Goal-level performance capability.
- Subsequent engineering risk reduction has demonstrated flyable hardware for critical elements (e.g., picometer metrology).
- SIM-Lite science remains as compelling today as it was in 1990.
 - SIM-Lite's combination of dim-star ($\leq V20$) with ultra astrometric precision ($1 \mu\text{as}$) reaches where no other mission can.
- The project has developed more affordable options.
- SIM-Lite is *technically* ready to launch as early as mid-decade.
- *SIM-Lite is ready to go now and is capable of finding one-Earth-mass planets in the habitable zone of nearby Sun-like (FGK) stars as well as addressing the NRCs astrophysics objectives.*



National Aeronautics and Space
Administration
Jet Propulsion Laboratory
California Institute of Technology




SIM (Lite)

Backup



Technology Gates & Results



SIM (Lite)


Technology Gate	Description	Due Date	Complete Date	Performance
1	Next generation metrology beam launcher performance at 100pm uncompensated cyclic error, 20pm/mK thermal sensitivity	8/01	8/01	Exceeded objective
2	Achieve 50dB fringe motion attenuation on STB-3 testbed (demonstrates science star tracking)	12/01	11/01	Exceeded objective
3	Demonstrate MAM Testbed performance of 150pm over its narrow angle field of regard	7/02	9/02	Exceeded objective
4	Demonstrate Kite Testbed performance at 50pm narrow angle, 300pm wide angle	7/02	10/02	Exceeded objectives
5	Demonstrate MAM Testbed performance at 4000pm wide angle	2/03	3/03	Exceeded objective
6	Benchmark MAM Testbed performance against narrow angle goal of 24pm	8/03	9/03	Exceeded objective
7	Benchmark MAM Testbed performance against wide angle goal of 280pm	2/04, 5/04*	6/04	Met objective
8	Demonstrate SIM instrument performance via testbed anchored predicts against science requirements	4/05	7/05	Met objective

Legend: pm = picometer
 mK = milliKelvin
 dB = decibel (50dB = factor of 300)

* HQS directed a scope increase (by adding a numerical goal to what had been a benchmark Gate) and provided a 3 month extension when performance fell short



Engineering Milestones



- Five EM's to be completed during Phase B.
 - All five now complete.
 - Exceptional performance confirms Goal-level performance.


Formulation Phase				
EM-1	External Metrology Beam Launcher Brassboard (meet Qual environmental and allocated picometer performance)	5/31/06	6/5/06	Exceeded Objective
EM-2	Internal Metrology Beam Launcher Brassboard (meet Qual environmental and allocated picometer performance)	4/30/06	5/3/06**	Exceeded Objective
EM-3	Metrology Source Assembly Validation (meet Qual environmental and allocated performance)	6/30/06	6/28/06	Exceeded Objective
EM-4	Spectral Calibration Development Unit (SCDU) (demo flight-traceable fringe error calibration methodology and validate model of wavelength-dependent measurement errors)	8/30/07	12/10/07	Met Objectives
EM-5	Instrument Communication H/W & S/W Architecture Demo (validate SIM's multi-processor communications system using two brassboard instrument flight computers, ring bus, and flight software version 2.0 with specific S/W functions as listed)	4/1/07	3/5/07	Met Objectives

- Additional Brass-Board Units currently under development:
 - Astrometric Beam Combiners assembly.
 - Fringe Tracker and Star Tracker cameras.
 - Fine Steering and Phasing Mirror mechanisms.
 - Siderostat mechanisms

SIM (Lite)



Guide 2 Telescope

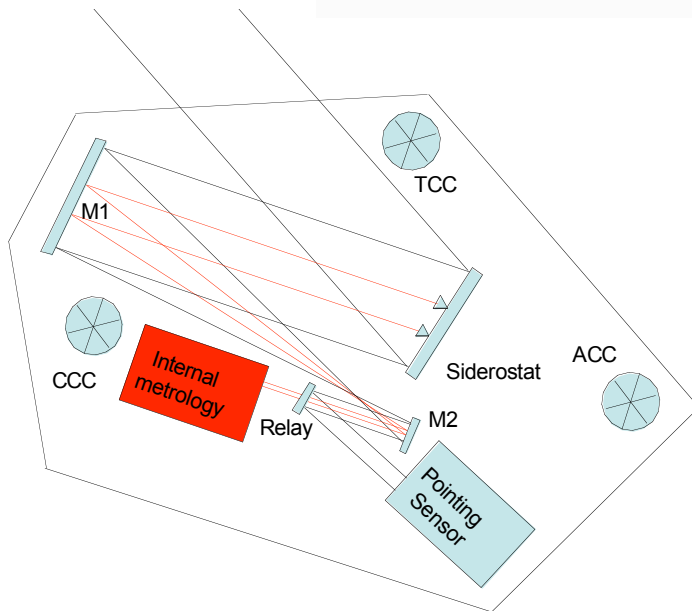
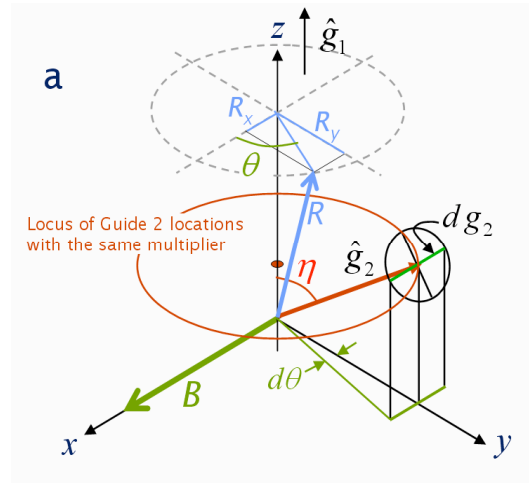
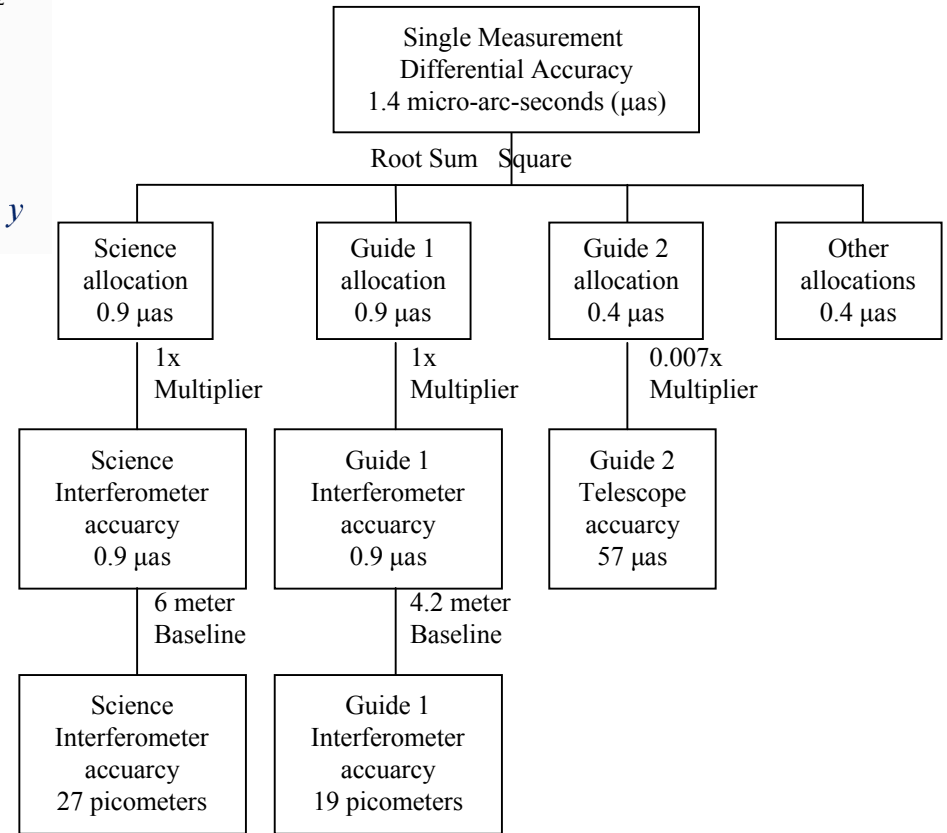


50 micro-arcsec accuracy Star Tracker over 1 arcsec range.

Guide 2 Multiplier

$$M_{G2} = \frac{1}{2 \cdot \sin \eta} \alpha_{Science}$$

Astrometric Error Budget (Top level)



SIM Lite Overview

SIM (Lite)



What About Kepler?



SIM (Lite)

- Kepler is a transit mission that looks at $\sim 10^5$ stars in a 12° solid angle of sky in the direction of the Orion arm.
 - Stars at average distance of ~ 3 kpc.
 - Too far for follow up by direct detection.
 - Transit requires alignment of the planetary plane with line of sight.
 - 0.5% to 1% will be so aligned.
 - Transit methods can give size, if stellar distance is accurately known, but not mass.
- Kepler provides some indication of the frequency of habitable terrestrials.
 - That will be useful in selecting the PH depth of search.



What About Gaia?



- Gaia is a scanning astrometry mission like Hipparcos.
 - Will achieve a mission accuracy of $\sim 6 \mu\text{as}$ for stars between $\sim V7$ and $\sim V12$.
- All PH target stars are too bright for Gaia ($\leq V7$).
- Gaia's precision of $6 \mu\text{as}$ is not sufficient to detect HZ terrestrial planets.



What About Ground RV?



SIM (Lite)

- Radial velocity measures the Doppler shift in stellar spectrum resulting from the star's motion about the star-planet barycenter.
 - Currently limited to ~ 1 m/s precision. Possibly improving to high fractions of a m/s in coming decade.
 - Can find HZ terrestrials only around coolest M-dwarfs.
 - Can't reach FGK dwarfs in reasonable observation time (would take many 10's of yrs to accomplish PH mission).